



**ART MOULD  
PLASTICS LTD.**

**PRODUCT  
CATALOGUE**

SUPPORTING THE  
REINFORCING  
CONCRETE INDUSTRY  
SINCE 1966

[www.artmould.ca](http://www.artmould.ca)



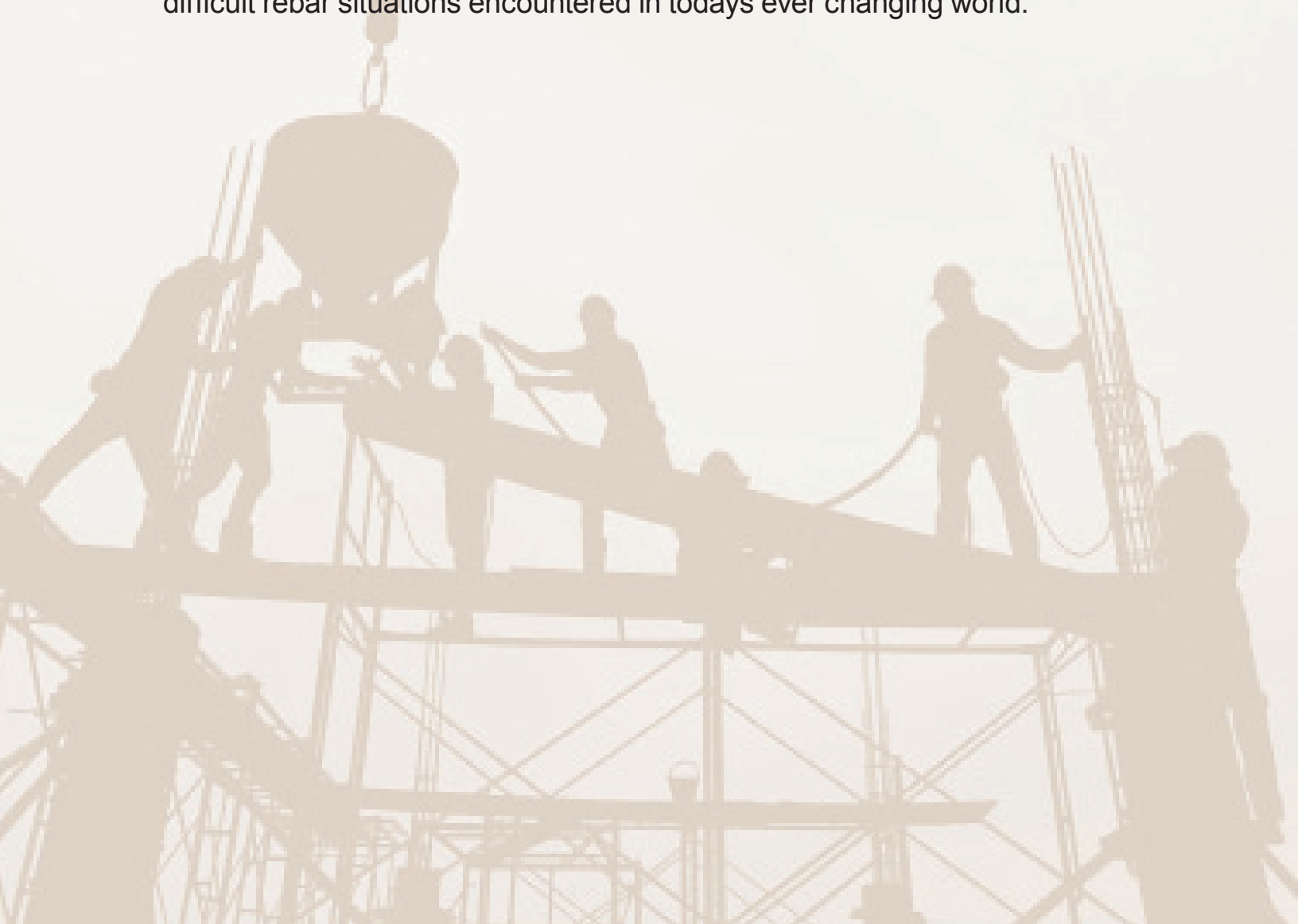
# ART MOULD PLASTICS LTD.

Art Mould Plastics has supported the reinforcing concrete industry since its beginning in 1966 with our broad line of rebar supports.

We have what is needed for buildings, bridges, roads, parking garages or whatever you are constructing.

Our rebar supports include, plastic individual chairs, continuous plastic bolsters, continuous high chairs, circular chairs for walls and columns as well as chairs for the precast industry. Whether you are working with cast in place, precast or tilt up, we have a full line-up of products to suit your needs.

We pride ourselves in designing solutions for the reinforcing concrete industry. Art Mould Plastics can also supply custom products that will support any difficult rebar situations encountered in today's ever changing world.



# TABLE OF CONTENTS

## INDIVIDUAL SUPPORT CHAIRS

- Linden Chairs.....4
- Sand Plates.....4
- Brick Chairs .....6
- Precast Stackable Chairs .....7
- X-Chairs.....8
- Rod Spacers.....9
- Type-B ..... 11

## CIRCULAR CHAIRS

- Wagon Wheels ..... 12

## BOLSTERS

- Heavy Duty Beam Bolsters..... 13
- Slab Bolsters ..... 15
- Tilt Bolsters ..... 17

## SAFETY PRODUCTS

- Anti-impalement Safety Caps - OSHA..... 19
- Rebar Safety Caps ..... 19
- Rail Caps - OSHA.....20

## MORE PRODUCTS

- T-Positional.....21
- Form Spreaders.....22
- Polyserts.....23

# LINDEN CHAIRS

## LINDEN CHAIRS

**Art Mould's All Plastic Linden Chairs** are used in slabs, for supporting all types of reinforcing steel. Excellent for supporting rebar in bridge deck construction, or where ever a corrosion free support is required.

The larger sizes have an arch design for straddling lower mats of rebar. The chair is made of high impact material, and its design gives it the strength of steel.

Art Mould's Linden Chairs are strong, yet light in weight and packaged in UV protected poly bags for convenience of carrying around job sites.




LINDEN CHAIRS

## LINDEN CHAIR SAND PLATES

**Art Mould's Linden Chair Sand Plates** are designed for use with the Linden Chair. The chair base easily snaps into slots on the plate for a snug connection.

Chairs with sand plates are used for slabs on grade with sand, foam, and vapor barriers. Sand Plates and Linden Chairs ship separately for quick and easy assembly at the job site.



LINDEN CHAIR SAND PLATES



SAND PLATES

### DETAILS

Sizes Available	1"-10" every 1/4"
Colour	Concrete Grey
Material	Reinforced, high-impact material
Strength	A minimum of 400 lbs / chair
Packaging	In heavy-duty UV protected poly bags
Sand Plate	One size fits all
Installation	Visit <a href="http://www.artmould.ca">www.artmould.ca</a>

# LINDEN CHAIR SIZING



PART #	HEIGHT	HEIGHT	PC/BAG	BAG/PALLET	PC/PALLET
LC1.0	1"	25MM	500	40	20,000
LC1.25	1-1/4"	32MM	500	40	20,000
LC1.5	1-1/2"	40MM	250	40	10,000
LC1.75	1-3/4"	45MM	250	40	10,000
LC2.00	2"	50MM	250	40	10,000
LC2.25	2-1/4"	58MM	200	40	10,000
LC2.50	2-1/2"	63MM	200	40	8,000
LC2.75	2-3/4"	70MM	300	25	7,500
LC3.00	3"	75MM	300	25	7,500
LC3.25	3-1/4"	77MM	300	25	7,500
LC3.50	3-1/2"	85MM	300	25	7,500
LC3.75	3-3/4"	92MM	200	25	5,000
LC4.00	4"	100MM	200	25	5,000
LC4.25	4-1/4"	108MM	200	25	5,000
LC4.50	4-1/2"	110MM	200	25	5,000
LC4.75	4-3/4"	120MM	200	25	5,000
LC5.00	5"	125MM	200	25	5,000
LC5.25	5-1/4"	133MM	200	25	5,000
LC5.50	5-1/2"	140MM	200	25	5,000
LC5.75	5-3/4"	146MM	200	25	5,000
LC6.00	6"	150MM	100	25	2,500
LC6.25	6-1/4"	158MM	100	25	2,500
LC6.50	6-1/2"	165MM	100	25	2,500
LC6.75	6-3/4"	170MM	100	25	2,500
LC7.00	7"	175MM	100	25	2,500
LC7.25	7-1/4"	183MM	75	25	1,875
LC7.50	7-1/2"	190MM	75	25	1,875
LC7.75	7-3/4"	195MM	75	25	1,875
LC8.00	8"	200MM	75	25	1,875
LC8.25	8-1/4"	210MM	75	25	1,875
LC8.50	8-1/2"	215MM	50	25	1,250
LC8.75	8-3/4"	220MM	50	25	1,250
LC9.00	9"	228MM	50	25	1,250
LC9.25	9-1/4"	235MM	50	25	1,250
LC9.50	9-1/2"	240MM	50	25	1,250
LC9.75	9-3/4"	247MM	50	25	1,250
LC10.00	10"	254MM	50	25	1,250

# BRICK CHAIRS

## BRICK CHAIRS

**Art Mould's Plastic Brick Chairs** are used in construction for spacing and supporting rebar anywhere a traditional brick or Dobie is used. Each chair has two sizes with a 1/4-inch spacing between them, and they include a built-in sand plate for stability. Art Mould's Brick Chairs are lighter and less expensive than traditional bricks and Dobies, increasing efficiency and reducing costs on job sites.

The high-quality plastic construction ensures durability, eliminating the risk of breakage on site. Additionally, these chairs are designed to accommodate rebar sizes up to 35mm, providing flexibility in construction projects.



**BRICK CHAIRS**

### DETAILS

Sizes Available	3/4" – 4" every 1/4" (Every chair has two sizes at 1/4" spacing)
Colour	Concrete Grey
Material	Reinforced, high-impact material
Strength	A minimum 400lbs / chair
Packaging	In heavy-duty UV protected poly bags
Sand Plate	Built-in Sand Plate
Installation	Visit <a href="http://www.artmould.ca">www.artmould.ca</a>

PART #	HEIGHT	HEIGHT	PC/BAG	BAG/PALLET	PC/PALLET
<b>BC75-100</b>	3/4" - 1"	20MM - 25MM	200	40	8,000
<b>BC125-150</b>	1-1/4" - 1-1/2"	32MM - 38MM	200	40	8,000
<b>BC175-200</b>	1-3/4" - 2"	45MM - 50MM	150	40	6,000
<b>BC225-250</b>	2-1/4" - 2-1/2"	57MM - 64MM	100	40	4,000
<b>BC275-300</b>	2'-3/4" - 3"	70MM - 76MM	100	40	4,000
<b>BC325-350</b>	3-1/4" - 3-1/2"	83MM - 89MM	100	40	4,000
<b>BC375-400</b>	3-3/4" - 4"	95MM - 102MM	100	40	4,000

# PRECAST CHAIRS

## PRECAST STACKABLE CHAIRS

**Art Mould's Precast Chair** is a versatile Stackable Chair with a single clip that fits everything from mesh wiring to 20M rebar. The design allows for concrete flow, eliminating the risk of voids. Its pointy legs allow for minimal contact and exposure on the panel surface.

### DETAILS

Sizes Available	1" - 4" every 1/4" (all sizes stackable)
Rebar Size	Wire mesh - 20M bar (all in the same clip)
Colour	Concrete Grey
Material	Reinforced, high-impact material
Packaging	In heavy-duty UV protected poly bags
Installation	Visit <a href="http://www.artmould.ca">www.artmould.ca</a>



PRECAST STACKABLE CHAIRS

PART #	HEIGHT	HEIGHT	PC/BAG	BAG/PALLET	PC/PALLET
<b>SC1.0</b>	1"	25MM	350	25	8750
<b>SC1.25</b>	1-1/4"	32MM	350	25	8750
<b>SC1.5</b>	1-1/2"	40MM	250	25	6250
<b>SC1.75</b>	1-3/4"	45MM	250	25	6250
<b>SC2.00</b>	2"	50MM	250	25	6250
<b>SC2.25</b>	2-1/4"	58MM	250	25	5000
<b>SC2.50</b>	2-1/2"	63MM	200	25	5000
<b>SC2.75</b>	2-3/4"	70MM	150	25	3750
<b>SC3.00</b>	3"	75MM	150	25	3750
<b>SC3.25</b>	3-1/4"	77MM	100	25	2500
<b>SC3.50</b>	3-1/2"	85MM	100	25	2500
<b>SC3.75</b>	3-3/4"	92MM	100	25	2500
<b>SC4.00</b>	4"	100MM	100	25	2500

# X-CHAIRS

## X-CHAIRS



### X-CHAIRS

**Art Mould's X-Chair** is designed to support reinforcing rebar. It is made of strong and durable plastic that is able to keep its shape even in harsh climates.

These chairs feature round nibs on each side of the legs for easy and quick placement. X-Chairs are available in 1/2", 3/4", 1" and 1-1/2" sizes.

### DETAILS

Sizes Available	1/2", 3/4", 1", 1-1/2"
Colour	Concrete Grey
Material	Reinforced, high-impact material
Strength	A minimum of 400 lbs/chair
Packaging	In heavy-duty UV protected poly bags
Installation	Visit <a href="http://www.artmould.ca">www.artmould.ca</a>

## X-CHAIR SIZING

PART #	HEIGHT	HEIGHT	PC/BAG	BAG/PALLET	PC/PALLET
<b>AMXC - 050</b>	1/2"	15MM	2,000	50	100,000
<b>AMXC - 075</b>	3/4"	20MM	2,000	50	100,000
<b>AMXC - 100</b>	1"	25MM	1,000	50	50,000
<b>AMXC - 150</b>	1-1/2"	40MM	1,000	50	50,000



# ROD SPACERS

## ROD SPACERS



ROD SPACERS

**Art Mould's Reinforcing Rod Spacers** are used for supporting wide spaced light steel in slab construction. Effortlessly snaps on and holds, no wiring necessary. Our rod spacers can be used in horizontal or vertical applications and are ideal for precast or prestressed.

### DETAILS

Sizes Available	3/4", 1", 1-1/2", 2"
Colour	Concrete Grey
Material	Reinforced, high-impact material
Packaging	In heavy-duty UV protected poly bags
Installation	Visit <a href="http://www.artmould.ca">www.artmould.ca</a>

# ROD SPACER SIZING

PART #	MODEL	HEIGHT	HEIGHT	ROD SIZE RANGE	PC/BAG
<b>RS75-3/16</b>	75-3/16	20MM	3/4"	4MM-6MM 3/16"-1/4"	1000
<b>RS75-1</b>	75-1	20MM	3/4"	9MM-12MM 3/8"-1/2"	1000
<b>RS75-2</b>	75-2	20MM	3/4"	15MM-25MM 5/8"-1"	1000
<b>RS100-3/16</b>	100-3/16	25MM	1"	4MM-6MM 3/16"-1/4"	1000
<b>RS100-1</b>	100-1	25MM	1"	9MM-12MM 3/8"-1/2"	1000
<b>RS100-2</b>	100-2	25MM	1"	15MM-20MM 5/8"-1"	1000
<b>RS150-1</b>	150-1	40MM	1-1/2"	4MM-6MM 3/16"-1/4"	250
<b>RS150-2</b>	150-2	40MM	1-1/2"	9MM-12MM 3/8"-1/2"	250
<b>RS150-3</b>	150-3	40MM	1-1/2"	15MM-22MM 5/8"-7/8"	250
<b>RS150-4</b>	150-4	40MM	1-1/2"	25MM-30MM 1"-1 1/4"	250
<b>RS200-1</b>	200-1	50MM	2"	4MM-6MM 3/16"-1/4"	250
<b>RS200-2</b>	200-2	50MM	2"	9MM-12MM 3/8"-1/2"	250
<b>RS200-3</b>	200-3	50MM	2"	15MM-22MM 5/8"-7/8"	250
<b>RS200-4</b>	200-4	50MM	2"	25MM-30MM 1"-1 1/4"	250

## TYPE-B



**Art Mould's Type-B High Chairs** are used in thicker slabs. The Chair base is standard for all sizes up to 20" and is made from high impact material. The cradle is made with 1/4" wire. Lightweight for handling yet strong and stable. Also available with Sand Plate attached.

### DETAILS

Sizes Available	10" to 20" every 1/2" (1/4" sizes available on request)
PART #	BHC (include requested size with PART #)
Colour	Concrete Grey
Material	Reinforced, high-impact material
Strength	A minimum of 400lbs/chair
Packaging	In heavy-duty cartons
Installation	Visit <a href="http://www.artmould.ca">www.artmould.ca</a>

# WAGON WHEELS


## WAGON WHEELS

**Art Mould's Clip on Circular Chairs**, commonly known as "WAGON WHEELS" are versatile chairs, ideal for vertical bar supports in walls, beams, or columns.

Wagon Wheels simply snap onto vertical bars, keeping forms and tubes a constant distance from steel. Packaged in UV protected poly bags for convenience of carrying around job sites.



DETAILS	
Sizes Available	1", 1-1/2", 2", 3"cover
Colour	Natural
Material	Reinforced, high-impact material with added flexibility
Packaging	In heavy-duty UV protected poly bags
Installation	Visit <a href="http://www.artmould.ca">www.artmould.ca</a>



**WAGON WHEELS**

## WAGON WHEEL SIZING

PART #	BAR/COVER	BAR/COVER (MM)	PCS/BAG	BAG/PALLET	PC/PALLET
<b>AMWW-10-25</b>	1/2" X 1"	10M X 25MM	800	25	20,000
<b>AMWW-15-25</b>	5/8" X 1"	15M X 25MM	600	25	15,000
<b>AMWW-15-28</b>	5/8" X 1 1/8"	15M X 28MM	500	25	12,500
<b>AMWW-10-40</b>	1/2" X 1-1/2"	10M X 40MM	400	25	10,000
<b>AMWW-15-40</b>	5/8" X 1-1/2"	15M X 40MM	250	25	6,250
<b>AMWW-15-50</b>	5/8" X 2"	15M X 50MM	200	25	5,000
<b>AMWW-75</b>	1/2" / 5/8" x 3"	10M / 15M x 75MM	100	25	2,500

# HEAVY DUTY BEAM BOLSTERS

## HEAVY DUTY BEAM BOLSTER



**Art Mould's Heavy Duty Beam Bolsters** are designed for supporting extreme weight loads for lower slab steel from slab form. Corrugations spaced 1" on centre serve as guides for spacing bars, and legs are 2- 1/2" on centre. Plastic arch design maximizes strength between legs.

Supporting crossbar is made from high strength plastic coated steel, and can be bent to create any shape. Corrosion-free and lightweight for handling.

**Art Mould's Heavy Duty High Beam Bolsters** are designed for supporting top slab steel from slab form. Solid legs with arch design for heavy weight support.

High strength plastic coated steel is used for supporting crossbar, which has corrugations for spacing and maintaining position of rebar. Plastic sleeve allows Bolster to be fitted end to end for easy use.

HEAVY DUTY BEAM BOLSTERS



HEAVY DUTY HIGH BEAM BOLSTERS

# BEAM BOLSTER SIZING


## DETAILS

Sizes Available	3/4", 1", 1-1/2", 2", 2-1/2", 5", 5-1/2", 6", 6-1/2", 7"
Colour	Concrete Grey
Material	Reinforced, high-impact material
Strength	A minimum of 400lbs/Lin Foot Legs are 2-1/2" spacing Plastic coated steel wire top runner
Packaging	In heavy-duty cartons for ease of transporting to and around job site. Individual pieces are 5ft in length
Installation	Visit <a href="http://www.artmould.ca">www.artmould.ca</a>

PART #	HEIGHT	HEIGHT	FT/BOX	BOX/PALLET	FT/PALLET
<b>BB0.75</b>	3/4"	20MM	500	32	16,000
<b>BB1.0</b>	1"	25MM	500	28	14,000
<b>BB1.5</b>	1-1/2"	40MM	300	28	8,400
<b>BB2.0</b>	2"	50MM	250	28	7,000
<b>BB2.5</b>	2-1/2"	63MM	200	32	6,400
<b>BB5.0</b>	5"	125MM	50	60	3,000
<b>BB5.5</b>	5-1/2"	140MM	50	60	3,000
<b>BB6.0</b>	6"	152MM	50	50	2,500
<b>BB6.5</b>	6-1/2"	165MM	50	50	2,500
<b>BB7.0</b>	7"	178MM	50	50	2,500

# SLAB BOLSTERS

## SLAB BOLSTERS



SLAB BOLSTERS

**Art Mould's Slab Bolsters** provide high weight load support for slab, precast, post-tension, tilt-wall and parking garage applications.

Available in 30" and 60" lengths, they are lightweight, can be used individually, or snapped together with a unique clip designed for easier and quicker installation.

Leg spacing is 2-1/2" with 1" bar guides. The arch design maximizes strength to reduce deflection between legs.

### DETAILS

Sizes Available	3/4", 1", 1-1/4", 1-1/2", 1-3/4", 2", 2-1/4", 2-1/2", 2-3/4", 3"
Colour	Concrete Grey
Material	Reinforced, high-impact material
Strength	Impact resistant, weatherable temperature resistant resin Leg spacing is 2-1/2" with an arch design that maximizes strength to reduce deflection between legs
Packaging	In heavy-duty cartons for ease of transporting to and around job site. Individual pieces are 30" in length OR Pre-assembled in 60" lengths and bundled
Installation	Visit <a href="http://www.artmould.ca">www.artmould.ca</a>

# SLAB BOLSTER SIZING

## 2-1/2 FT LENGTHS - BOXED

PART #	HEIGHT	HEIGHT	PC/BOX	FT/BOX	PC/PALLET	FT/PALLET	BOX/PALLET
<b>AMSB-07</b>	3/4"	20MM	150	375	3,600	9,000	24
<b>AMSB-100</b>	1"	25MM	120	300	2,880	7,200	24
<b>AMSB-125</b>	1-1/4"	32MM	100	250	2,400	6,000	24
<b>AMSB-150</b>	1-1/2"	40MM	90	225	2,160	5,400	24
<b>AMSB-175</b>	1-3/4"	44MM	80	200	1,920	4,800	24
<b>AMSB-200</b>	2"	50MM	70	175	1,680	4,200	24
<b>AMSB-225</b>	2-1/4"	57MM	70	175	1,680	4,200	24
<b>AMSB-250</b>	2-1/2"	63MM	60	150	1,440	3,600	24
<b>AMSB-275</b>	2-3/4"	70MM	60	150	1,440	3,600	24
<b>AMSB-300</b>	3"	76MM	50	125	1,200	3,600	24

## PRE SNAPPED 5 FT LENGTHS - BUNDLED


PART #	HEIGHT	HEIGHT	PC/BDL	FT/BDL	PC/PALLET	FT/PALLET	BDL/PALLET
<b>AMSB-075SP</b>	3/4"	20MM	75	375	1,800	9,000	24
<b>AMSB-100SP</b>	1"	25MM	60	300	1,440	7,200	24
<b>AMSB-125SP</b>	1-1/4"	32MM	50	250	1,200	6,000	24
<b>AMSB-150SP</b>	1-1/2"	40MM	45	225	1,080	5,400	24
<b>AMSB-175SP</b>	1-3/4"	44MM	80	200	960	4,800	24
<b>AMSB-200SP</b>	2"	50MM	35	175	840	4,200	24
<b>AMSB-225SP</b>	2-1/4"	57MM	35	175	840	4,200	24
<b>AMSB-250SP</b>	2-1/2"	63MM	30	150	720	3,600	24
<b>AMSB-275SP</b>	2-3/4"	70MM	30	150	720	3,600	24
<b>AMSB-250SP</b>	3"	76MM	25	125	600	3,000	24

\*Available to ship doubled stacked



# TILT BOLTSTERS

## TILT BOLSTERS



TILT BOLSTERS

**Art Mould's Tilt Bolsters** are engineered specifically for precast applications. They boast rounded feet that minimize penetration and reduce surface contact, enhancing stability and durability. A strategic reduction in the number of legs effectively minimizes form contact without compromising strength, ensuring reliable support for all precast applications.

Available in 30" and 60" lengths, they offer versatility and adaptability to different project requirements. Moreover, their lightweight construction facilitates easy handling, whether used individually or snapped together, using a unique clip mechanism designed for swift and hassle-free installation.

DETAILS	
Sizes Available	1", 1-1/2"
Colour	Concrete Grey
Material	Reinforced, high-impact material
Strength	Impact resistant, weatherable temperature resistant resin Leg spacing is 2-1/2" with an arch design that maximizes strength to reduce deflection between legs
Packaging	In heavy-duty cartons for ease of transporting to and around job site. Individual pieces are 30" in length OR Pre-assembled in 60" lengths and bundled
Installation	Visit <a href="http://www.artmould.ca">www.artmould.ca</a>

# TILT BOLSTER SIZING

## 2-1/2 FT LENGTHS - BOXED

PART #	HEIGHT	HEIGHT	PC/BOX	FT/BOX	PC/PALLET	FT/PALLET	BOX/PALLET
<b>AMTB-100</b>	1"	20MM	120	300	2,880	7,200	24
<b>AMTB-150</b>	1-1/2"	40MM	90	225	2,160	5,400	24

## PRE SNAPPED 5 FT LENGTHS - BUNDLED


PART #	HEIGHT	HEIGHT	PC/BDL	FT/BDL	PC/PALLET	FT/PALLET	BOX/PALLET
<b>AMTB-100SP</b>	1"	20MM	60	300	1,440	7,200	24
<b>AMTB-150SP</b>	1-1/2"	40MM	45	225	1,080	5,400	24

# ANTI-IMPALEMENT SAFETY CAPS

## ANTI-IMPALEMENT REBAR CAPS

**Art Mould's Anti-impalement Rebar Caps** are used to eliminate impalement of falling workers. Reinforced with a steel plate and made with high impact bright orange material, the caps are not only highly visible but have a rounded top surface to also eliminate abrasion.

The Anti-impalement Rebar Caps are OSHA compliant.



ANTI-IMPALEMENT REBAR CAPS

## ANTI-IMPALEMENT CAP SIZING

PART #	CAP SIZE	REBAR SIZE	PIECES/BOX
AIS	Small	10M - 25M	25
AIL	Large	20M - 35M	25

## REGULAR REBAR SAFETY CAPS

**Art Mould's Rebar Safety Caps** are our All Plastic Rebar Caps that protect workers from hazardous protruding rebar by covering and marking the ends. Its vibrant orange colour allows for high visibility which helps prevent injury on the job site.

Used for abrasion and scratch protection only.



REBAR SAFETY CAPS

## REBAR CAP SIZING

PART #	CAP SIZE	REBAR SIZE	PIECES/BOX
SCS	Small	10M - 30M	500
SCL	Large	25M - 50M	100

# RAIL CAPS

## RAIL CAPS

**Art Mould's Rail Caps** are one of the most efficient systems to shield exposed rebar and reduce the danger of worker impalement.

Capable of withstanding an impact of 250 lbs from 10', the Rail Cap system allows builders to comply with OSHA standards. Its efficiency makes it a great substitute for your traditional rebar safety products, requiring only two units for every 8' of exposed rebar. The unique U-Shaped bracket is compatible with both nominal 2" x 4" and 4" x 4"s, and the bright orange colour provides greater visibility.



RAIL CAPS



### DETAILS

Part#	RC
Colour	Bright Orange
Material	High-impact, non-corrosive plastic
Strength	OSHA Compliant, able to withstand impacts of 250 lb from 10' high (with proper installation)
Packaging	In heavy-duty UV protected poly bags
Pieces/Bag	50
Installation	Visit <a href="http://www.artmould.ca">www.artmould.ca</a>

# T-POSITIONAL

## T-POSITIONAL

**Art Mould's T-Positional** is designed to be used in slabs and foundations 300 mm and over where standees were traditionally employed between the bottom and top rebar mats.

The T-Positional can help save you time, rebar weight and the cost of specialized labour used to make numerous bends. Additionally, it can eliminate safety hazards at bending stations. They are available to suit bar sizes ranging from 20M to 35M (#5-#11).



T-POSITIONAL

### DETAILS

Part#	AMTP
Sizes Available	Small (20-25M) Large (30-35M)
Colour	Neutral
Material	Reinforced, high-impact material
Packaging	In heavy-duty UV protected poly bags
Pieces/Bag	100
Installation	Visit <a href="http://www.artmould.ca">www.artmould.ca</a>



# FORM SPREADERS

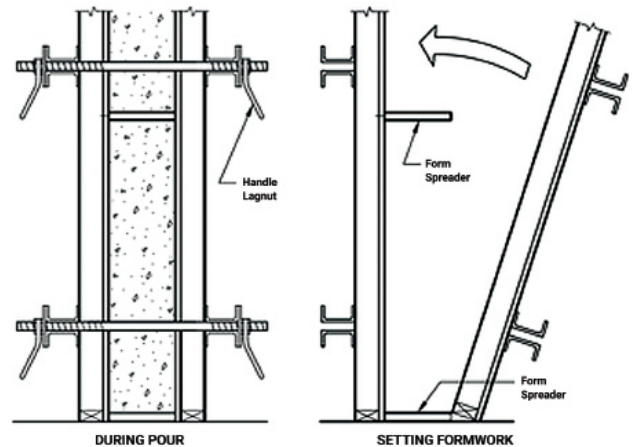
## FORM SPREADERS

**Art Mould's Plastic Form Spreaders** eliminate the need of cutting and placing wood strips and reduces patching and grouting needs.

The Form Spreaders are corrosion free and reduce water penetration.



DETAILS	
Sizes Available	6", 8", 10", 12"
Colour	Concrete Grey
Material	Reinforced, high-impact material
Packaging	In heavy-duty cartons for ease of transporting to and around job site
Installation	Visit <a href="http://www.artmould.ca">www.artmould.ca</a>



## FORM SPREADER SIZING

### FORM SPREADERS

PART #	HEIGHT	HEIGHT	PC/BOXES	BOXES/PALLET	PC/PALLET
<b>FS-150</b>	6"	150MM	200	24	4,800
<b>FS-200</b>	8"	200MM	150	24	3,600
<b>FS-250</b>	10"	250MM	100	24	2,400
<b>FS-300</b>	12"	300MM	100	24	2,400


# POLYSERTS

## POLYSERTS

**Art Mould's Polyserts** are the ideal fixing points in concrete, precast concrete and terrazzo for installation of Window and Door Frames, Door Jambs, Curtain Tracks, Ceiling and Wall Strapping.

Polyserts are distinctively colour coded and easily located when form work has been removed. They protect the shanks of wood and lag screws, or nails from the damaging corrosion effects of alkali. Drilling off pilot holes of the appropriate size facilitates screw entry.

Easily installed from either inside or outside of wood formwork, or pressed into position on exposed surfaces of freshly poured concrete. Any part of the fixing faces or exposed sides of Polyserts may be used without losing holding strength.



POLYSERTS

### DETAILS

Colours	Green, Red, Grey
Material	Strong, flexible polyethylene
Packaging	In heavy-duty cartons for ease of transporting to and around job site
Installation	Visit <a href="http://www.artmould.ca">www.artmould.ca</a>

## POLYSERT SIZING

PART #	COLOUR	HEIGHT (L x W x D)	PC/BOXES	BOXES/PALLET	PC/PALLET
<b>RS-GREEN</b>	Green	1" x 3/4" x 1-1/2" 25MM x 20MM x 40MM	1,000	24	24,000
<b>RS-RED</b>	Red	2" x 3/4" x 1-1/2" 50MM x 20MM x 40MM	500	24	12,000
<b>RS-GREY</b>	Grey	2" x 3/4" x 1-1/2" 50MM x 20MM x 40MM	500	24	12,000



# ART MOULD PLASTICS LTD.

**CONTACT US FOR SUPERIOR SERVICE**

**49 SKAGWAY AVENUE, TORONTO, ON M1M 3T9**

**MAIN OFFICE: 1 -(416)-261-6118**

**TOLL-FREE: 1 -(800)-605-3934**

**[sales@artmould.ca](mailto:sales@artmould.ca) | [www.artmould.ca](http://www.artmould.ca)**